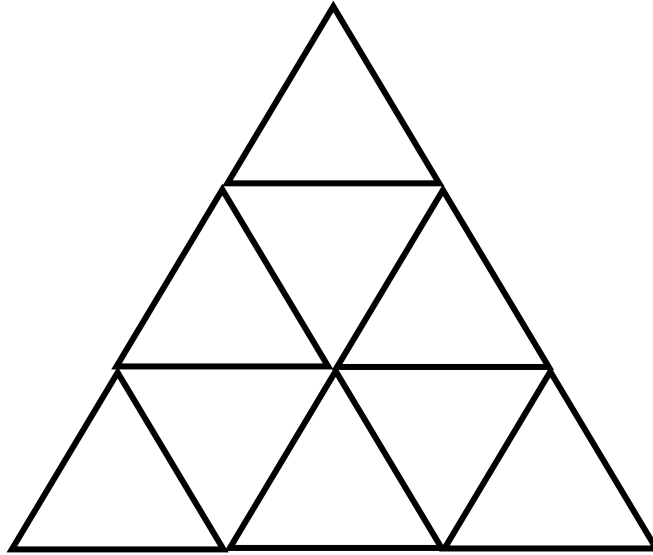


Name:



Names of Allah

Complete the following pyramid on the names of Allah. Remember to include names from essential revision.



What are the two, star points to remember when asking for forgiveness?



Explain the following three names of Allah.


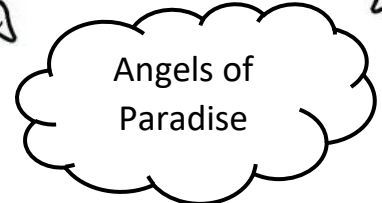





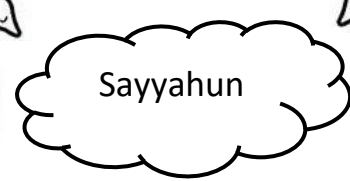
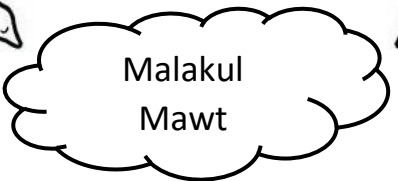
Al-Muntaqim



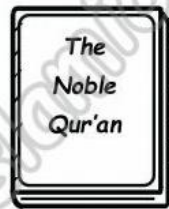
Ash-Shakur

Al-Wadud

Angels and their duties

Match the Angels to their correct duty.

 Angel Jibril A.S.	 Angels of Paradise	 Angel Israfil A.S.
 Kiraman Katibin	 Angel Mika'il	 Angels of Hell
 Munkar and Nakir	 Sayyahun	 Malakul Mawt



Now answer questions on

the the

following Angels.

1. Why is it important to believe in the Angels of Allah?

.....

2. Why are the Angels of Allah known as the special servants of Allah? (mention 3 points).

.....
.....
.....

3. Describe Munkar and Nakir.

.....
.....

4. What do some religions believe about Angels?

.....
.....

5. What do we believe about Iblis?

.....
.....

6. What is Angel Jibril A.S known as in the Bible and how many wings does he have?

.....

7. What three questions will be asked by Munkar and Nakir in the grave?

.....
.....
.....

Characteristics and duties of the Prophets

Write down the characteristics and duties of the Prophets and explain each one.

Intelligent: all prophets were intelligent as it was important for them to be able to understand all people and spread the message.

Characteristics of the Prophets

Duties of the Prophets

Name of the Prophet	Miracle	Explanation	Picture

Miracles

Signs of the Last Day

Answer the following questions correctly.


How many types of signs are there?	What are Major signs?	What are Minor signs?	How do we know about the signs of the Last Day?
Explain the sign: Tall Buildings.	Why did the Prophet Dislike people building tall buildings?	Explain the sign: Music.	Explain the sign: Alcohol.
What are some effects of Alcohol?	Why are more and more young people drinking Alcohol?	What does Islam teach us about lives?	Name three things our Parents do for us.
How do children disobey their Parents?	Who is the Great liar?	What will Dajjal claim to be?	Describe how Dajjal will look.
Where will Dajjal be prevented from entering?	Who will challenge Dajjal?	Where will Isa A.S appear?	How will he come down from the heavens?
How will Isa A.S defeat Dajjal?	Who are Ya'juj and Ma'juj?	How will Allah destroy Ya'juj and Ma'juj?	How will Allah remove their bodies?

Day of Judgement

Task: Summarise key points from the chapter of the Day of Judgement.

Make it colourful!

Day of Judgement







Gardens of Paradise and Fire of Hell

Compare Jannah and Jahannam by completing the table below.

Jannah (Gardens of Paradise)	Jahannam (Fire of Hell)

Najasah and Wudhu

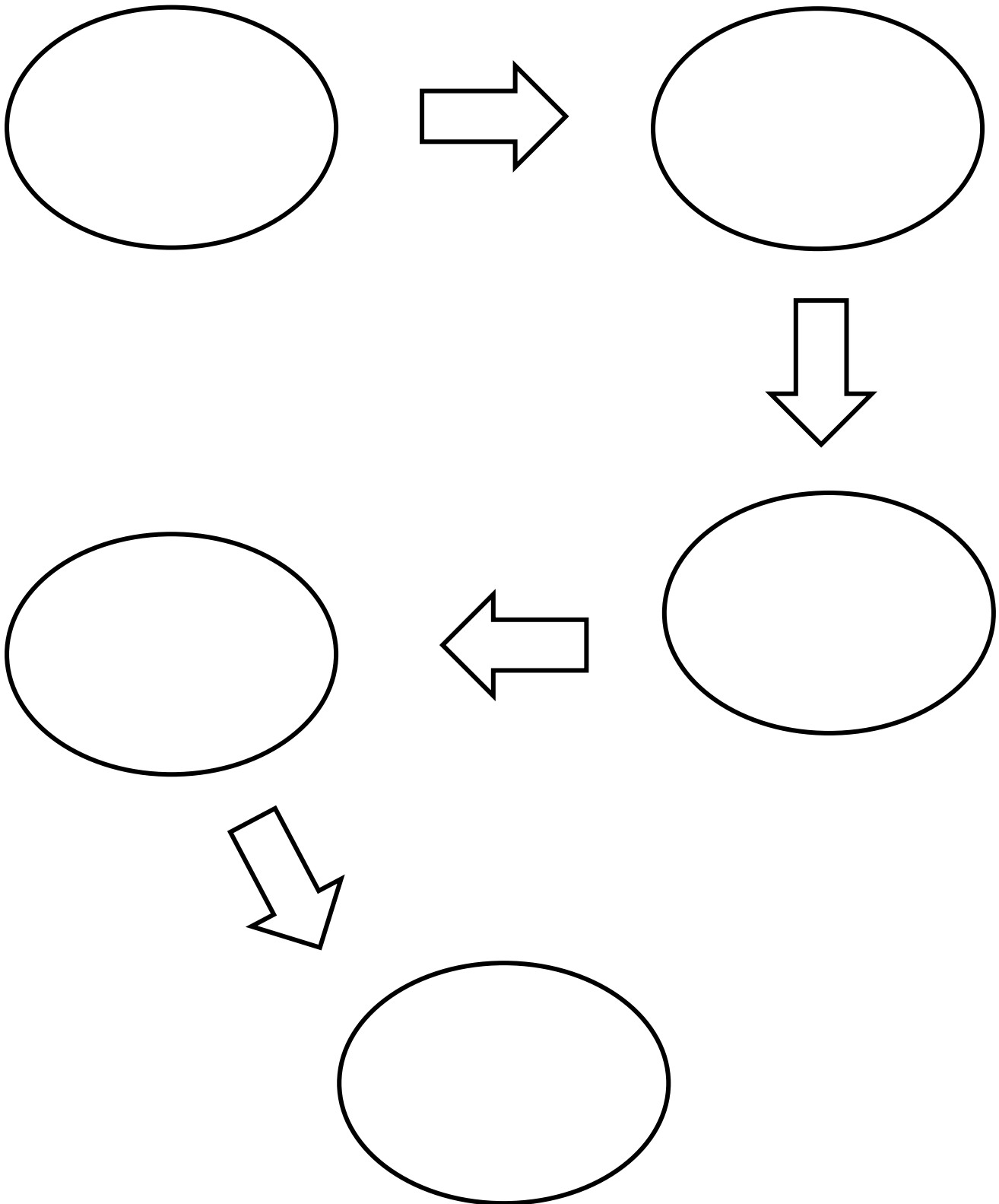
Your task is to create a leaflet where you are teaching people the importance of cleanliness and how to clean themselves in different situations. Make sure you include what makes you impure too! Include images and make it colourful.

	 	
---	---	---

Prophet Ibrahim A.S 1, 2 & 3

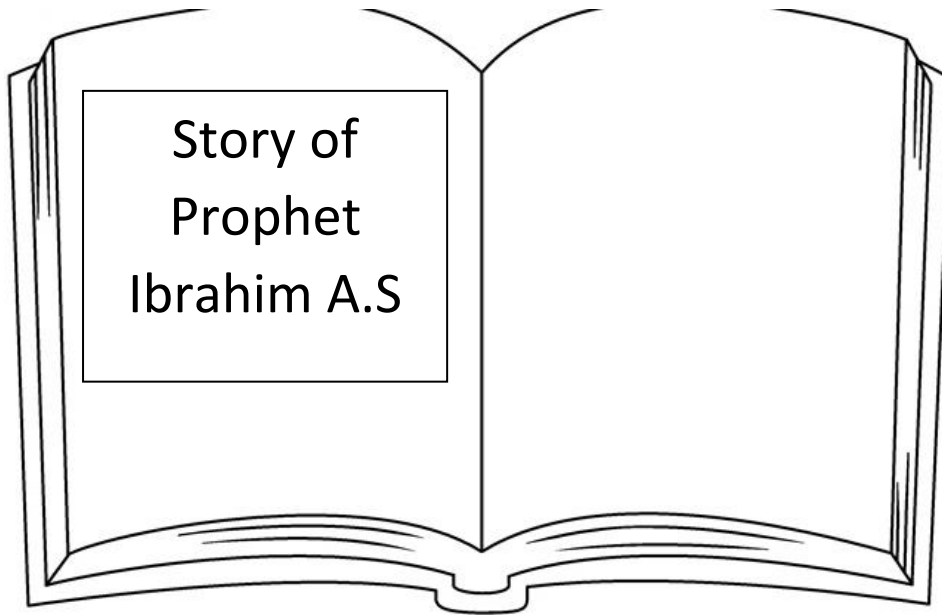
Prophet Ibrahim A.S – Map work

Retrace Prophet Ibrahim’s footsteps from the place of birth till his final destination in 5 stages. Use the space in the middle of the sheet for additional information.


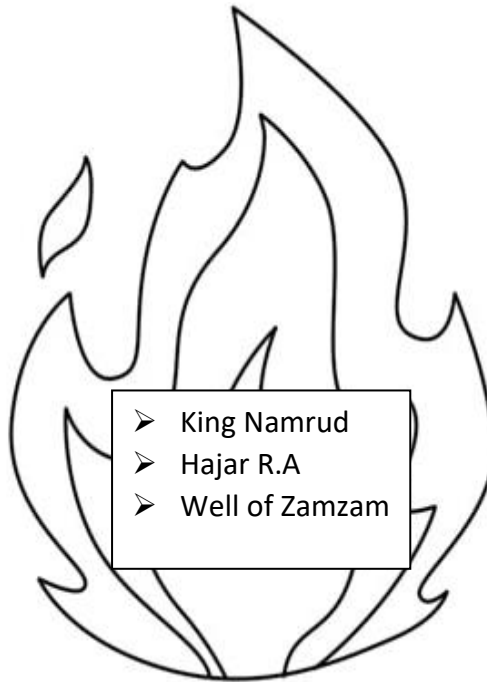


Your task is to summarise the story of Ibrahim 1, Ibrahim 2 and Ibrahim 3 and retell the story in your own words.

You will need to make a small booklet to write the story in. remember you are the Author of the book so make it interesting.



Remember to include the following points from each story!



Lessons learnt from each story

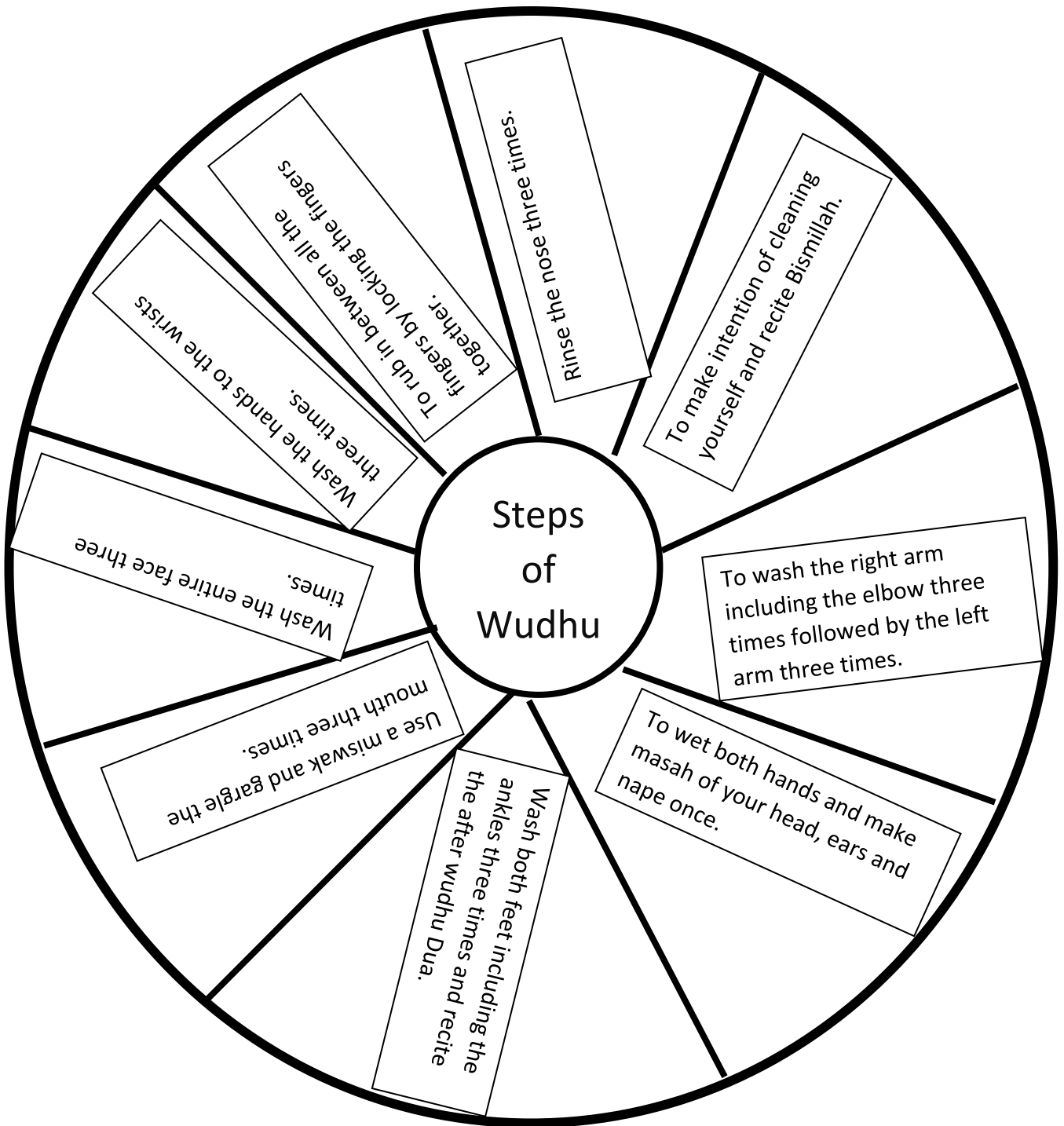
Prophet Ibrahim 1

Prophet Ibrahim 2

Prophet Ibrahim 3

Model Wudhu

Number the steps of Wudhu in order.



Model Ghusl

What does Ghusl mean and why is it important?

.....
.....

Write the steps of Ghusl in order.





1.	
2.	
3.	
4.	
5.	
6.	
7.	
8.	

Important points to remember during Ghusl:

-
-
-
-

Tayammum

Complete the table on the steps of Tayammum. Use the pictures to help you.

1.	To make intention of performing Tayammum.	
2.		
3.		
4.		

What are the common items you can use to perform Tayammum?

-
-
-
-

When are you allowed to perform Tayammum?

When are you not allowed to perform Tayammum?